

Ohio Star Challenge

Finished Size 60" x 76"

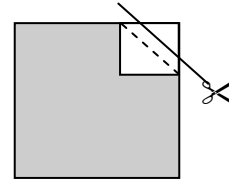
Designed by Barb Sackel

Directions for this mystery block of the month

1. Choose a focus fabric and pull all colors from this fabric.
You will need in addition to the focus:
Background (This is a neutral, white, beige, or black)
Light
Medium
Medium plaid (MP):(This is your directional print, can be a stripe also)
Dark
Accent: (This is what will give your quilt that pop)
2. You will receive directions for one block every month. The central pattern will always be the Ohio Star, however the non-star spaces will become progressively more challenging for fabric placement and piecing.
3. You will determine in what spaces you want to put your fabric. For instance, you might choose to use your background fabric for the star points for one block. Because each fabric is a different value, keep contrast in mind as you do your fabric placement. Use light against dark, medium against accent and so forth. Part of the excitement is watching how your fabric placement can totally change the star illusion.
4. The directional print will act as entertainment for the eye. Use this in small amounts.
5. The accent is used for the pop of the quilt. Again, use this in small amounts.
6. Indicates to cut once on the diagonal.
 Indicated to cut twice on the diagonal.
7. All piecing requires ¼" seam allowance.
8. Unfinished size of all blocks are 12 ½".
9. **NOTE:** I will only be giving you the **sizes** of the individual pieces (identified with a letter). I will not be giving you a quantity to cut as this will vary depending on what fabric you use and where you use it.

10. Square in the Corner Technique (SCT)

- Draw diagonal line on small square.
- Place small square on rectangle or larger square RST.
- Sew on line from corner to corner.
- Cut $\frac{1}{4}$ " seam allowance.
- Iron open
- Hint: Always complete one corner before moving on to adjacent corner.



11. WOF = Width of Fabric

12. Construction of each block is put together as a nine patch. Each square of nine patch is an unfinished size of $4\frac{1}{2}$ ".

Fabric Requirements:

Focus: $1\frac{1}{2}$ yards

Background: $2\frac{1}{4}$ yards

Light: $\frac{1}{2}$ yard

Medium: $1\frac{1}{3}$ yard

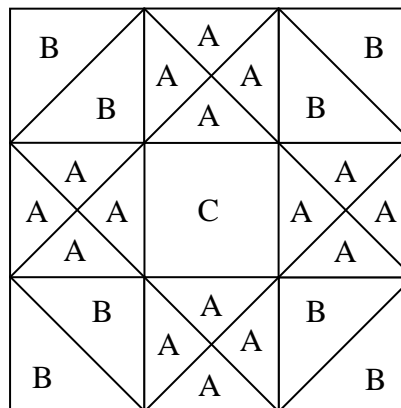
Medium Plaid or Stripe: $\frac{1}{2}$ yard

Dark: $3\frac{2}{3}$ yards (includes binding)

Accent: $\frac{1}{2}$ yard

Backing: 4 yards

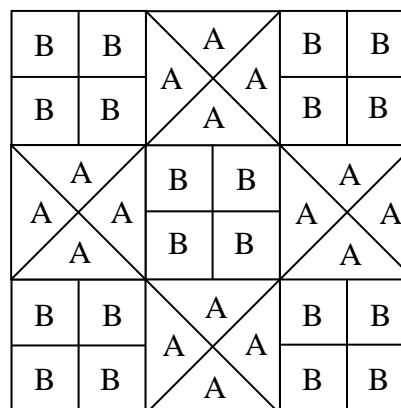
Block 1



Block 1

- A) $5\frac{1}{2}$ " square
- B) $4\frac{7}{8}$ " square
- C) $4\frac{1}{2}$ " square

Block 2




Block 2

- A) $5\frac{1}{2}$ " square
- B) $2\frac{1}{2}$ " square

Block 3

Block 3

- A) 5 ½" square 
- B) 4 ½" square
- C) 3" square (SCT onto B)
- D) 4 ½" square

